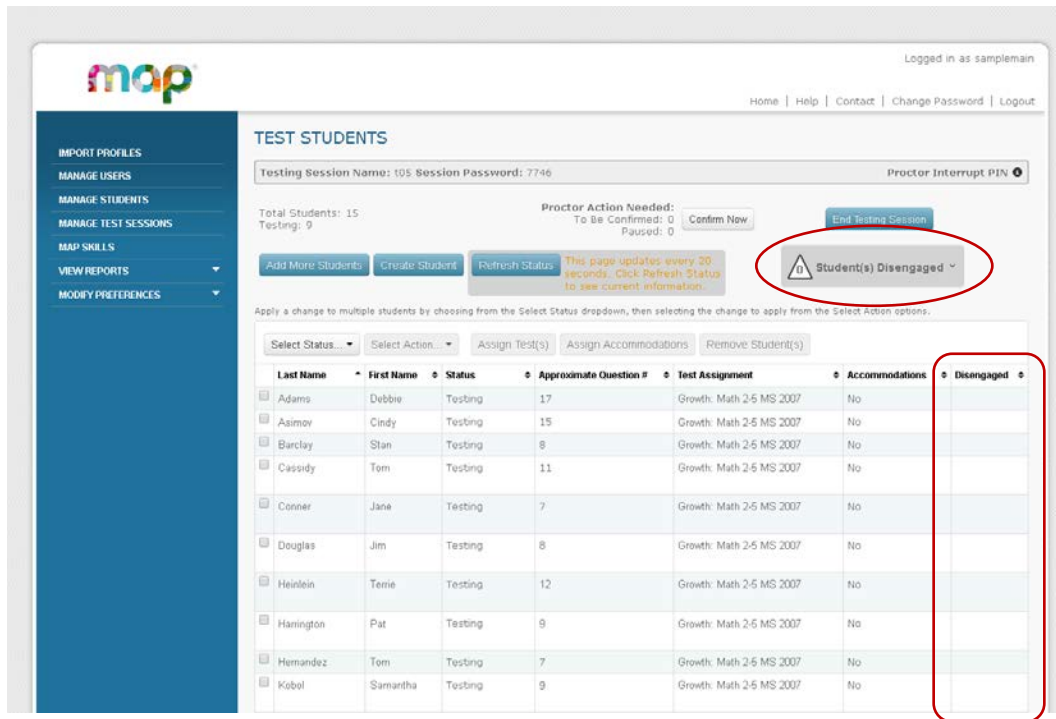
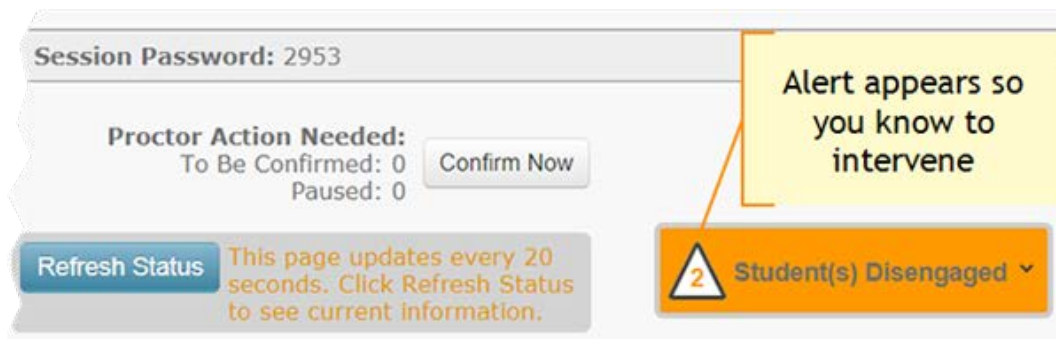


The MAP® Growth™ assessment provides educators with important, valid information about what their students know and can do, and are ready to learn next. However, MAP Growth provides valid scores only if students are engaged during their test session, and sometimes students become disengaged and begin answering items rapidly—usually faster than they had time to read and understand the challenge posed by the item. Such responding is called *rapid-guessing behavior*.

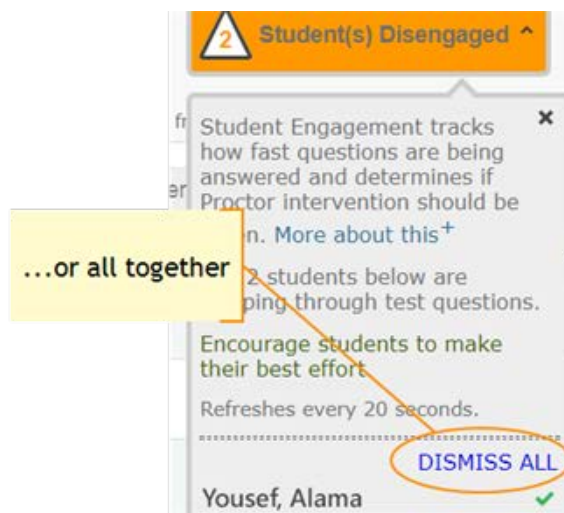
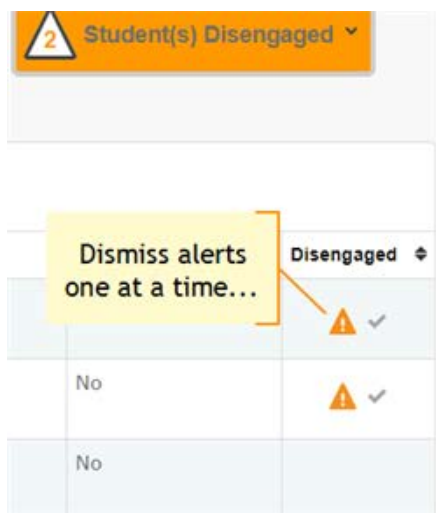
MAP Growth now monitors and identifies when students portray rapid-guessing behavior. It tracks the time a student takes to answer each item. If they respond too quickly, the answers are identified as rapid guesses. If a pattern of rapid guessing occurs, a notification will be sent to the test proctor's console.



The proctor console screen indicates where the information will be displayed. The gray rectangle will notify a proctor when a student is disengaged, and the "Disengaged" column will indicate students who have become disengaged.



When a proctor notification is sent, the gray box will turn orange, and the number of disengaged students will appear in the triangle, as shown here. Also, the Disengaged column will indicate with a small orange triangle which students are disengaged.



If you hover over the orange button, a drop-down window will list the disengaged students. This is helpful if you have more students than can fit on the proctor screen. A proctor can dismiss the notifications on the proctor testing console by clicking either the orange triangles or the DISMISS ALL button. This resets the system so that further disengagement by that student can be identified.

MAP Growth Proctor Notification Guidelines

The proctor notification feature in MAP Growth is designed to alert the test proctor when a particular student appears to be disengaged from the test and exhibits rapid-guessing behavior. When this happens, the student is at risk of getting a less than accurate score. Test proctors should consider intervening whenever an alert appears on their testing console.

Proctor Guidelines for Intervening

- If you receive a notification, approach the student quietly and encourage them to re-engage. Be as positive as you can.
- Emphasize to the student that it's important to try to answer each question to the best of their ability.
- Determine whether the student is capable, right now, of re-engaging and effortfully completing their MAP Growth test event. If you believe that the student is *not* capable of re-engaging for the rest of the test (because of illness or some other relevant reason), consider pausing or suspending their test event. Resume testing when the student will be fully engaged.
- Please avoid singling out a student publicly to re-engage with the test. Drawing attention to a student may distract the test environment and lower the student's confidence.
- Avoid helping the students answer the test questions. Remember: the point of the test is to understand what the student knows and can do. Encouraging them is okay; helping them take the test is not.
- After you have spoken with the student, you should dismiss the notification on the proctor testing console. This resets the system so that any further disengagement by that student can be identified.